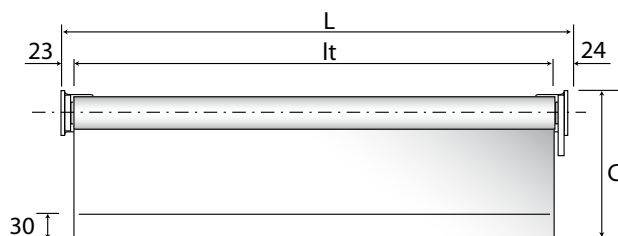
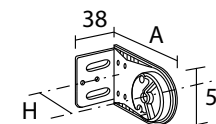
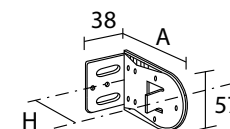



Sistema a parete - Wall system - Système de face / Sistema a soffitto - Ceiling system - Système plafond



vista frontale - frontal view - vue de face



$lt = L - 47 \text{ mm}$

A	H	COD
73	45	663119
80	54	663129
97	71	663139

- L = larghezza sistema (cm)  
system width (cm)  
largeur système (cm)
- lt = larghezza singolo tessuto  
fabric width per unit  
largeur chaque toile
- C = altezza tessuto (cm)  
fabric width (cm)  
hauteur de la toile (cm)

**COD. 663A19\* COD. 663T19\***

F L	80	100	120	140	160	180	200	220	240	260	280	300
25-312												

**COD. 663A29\* COD. 663T29\***

F L	80	100	120	140	160	180	200	220	240	260	280	300
25-312												

**COD. 663A39\* COD. 663T39\***

F L	80	100	120	140	160	180	200	220	240	260	280	300
25-312												

\* supporti con cover in plastica, catena in plastica e peso interno h 30 mm - brackets with plastic cover, plastic chain and internal weight bar H 30 mm  
supports avec couvertures en plastique, chaînette plastique et barre de lestage interne H 30 mm

1		COPPIA COVER TONDE CHIUSE PARETE/SOFFITTO PAIR OF ROUND CLOSED COVERS WALL/CEILING MOUNTING COUPLE COUVERTURES RONDES FERMÉES MUR/PLAFOND			
		FINITURE - FINISHES - FINITIONS			
		COD.	25	312	67
		663508			


5		COPPIA COVER ANGOLARI PARETE PAIR OF SQUARED COVERS WALL MOUNTING COUPLE COUVERTURES ANGLE MUR			
		FINITURE - FINISHES - FINITIONS			
		COD.	25	312	
		663709			


2		COPPIA COVER TONDE APERTA /CHIUSA PARETE PAIR OF ROUND OPEN/CLOSED COVERS WALL MOUNTING COUPLE COUVERTURES RONDES OUVERTES/FERMÉES MUR			
		FINITURE - FINISHES - FINITIONS			
		COD.	25	312	67
		663309			


6		COPPIA COVER ANGOLARI SOFFITTO PAIR OF SQUARED COVERS CEILING MOUNTING COUPLE COUVERTURES ANGLE PLAFOND			
		FINITURE - FINISHES - FINITIONS			
		COD.	25	312	
		663909			


3		COPPIA COVER TONDE APERTA /CHIUSA SOFFITTO PAIR OF ROUND OPEN/CLOSED COVERS CEILING MOUNTING COUPLE COUVERTURES RONDES OUVERTES/FERMÉES PLAFOND			
		FINITURE - FINISHES - FINITIONS			
		COD.	25	312	67
		663509			


7		COVER INTERMEDIA TONDA INTERMEDIARY ROUND COVER COUVERTURE INTERMÉDIAIRE RONDE			
		FINITURE - FINISHES - FINITIONS			
		COD.	25	312	67
		663399			

4		BARRA PORTARULLO FIXING BAR BARRE DE FIXATION			
		FINITURE - FINISHES - FINITIONS			
		COD.	25	312	67
		663999			

1		PESO ESTERNO MM 25X12 EXTERNAL WEIGHT BAR MM 25X12 BARRE DE LESTAGE EXTERNE MM 25X12			
		FINITURE - FINISHES - FINITIONS			
		COD.	25	312	67
		253120			

2		TAPPO PESO 25X12 ABS (COPPIA) WEIGHT END CAP 25X12 ABS (PAIR) BOUCHON POUR BARRE DE LESTAGE 25X12 EN ABS (PAIRE)			
		FINITURE - FINISHES - FINITIONS			
		COD.	25	312	67
		253155			

3		CHIAVETTA ZINCATA BRACKET SUPPORT			
		FINITURE - FINISHES - FINITIONS			
		COD.			
		373998			

4		CATENA METALLO CROMATA CHROMED METAL CHAIN CHAINETTE METAL CHROMÉ			
		FINITURE - FINISHES - FINITIONS			
		COD.	03		
		1032			

5	MOTORE MASTER A PULSANTE MOTOR MASTER WITH WALL SWITCH MOTEUR MASTER AVEC BOUTON MURAL	COD.			
		MA1002			
6	MOTORE MASTER CON TELECOMANDO MOTOR MASTER WITH REMOTE CONTROL MOTEUR MASTER AVEC TÉLÉCOMMANDE	COD.			
		MA1001			

F = FINITURE  
F = FINISHES  
F = FINITIONS

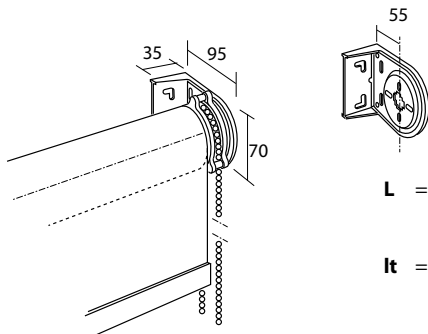
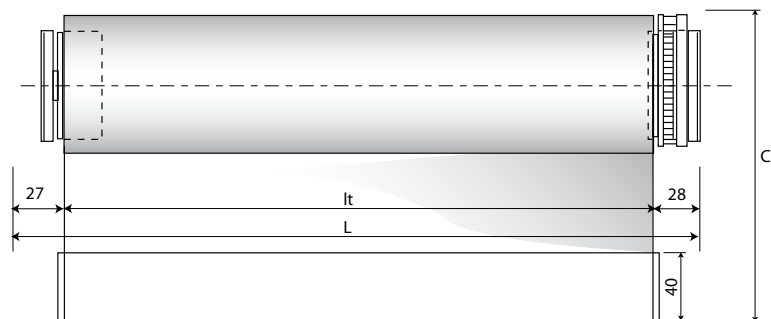
25 alluminio anodizzato inox  
anodized aluminium steel colour  
aluminium anodisé inox

312 bianco opaco  
mat white  
blanc mat

67 alluminio lucido  
bright aluminium  
aluminium poli

**SLIM 60**

**Sistema a parete - Wall system - Système de face**



$lt = L - 55 \text{ mm}$

**Sistema demoltiplicato - Geared-down clutch - Friction démultipliée**

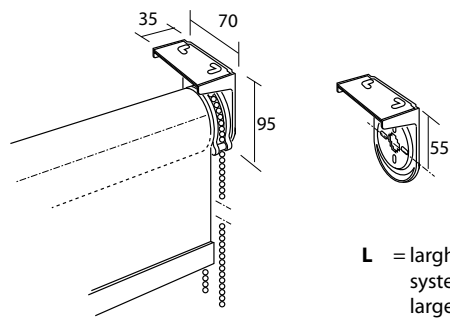
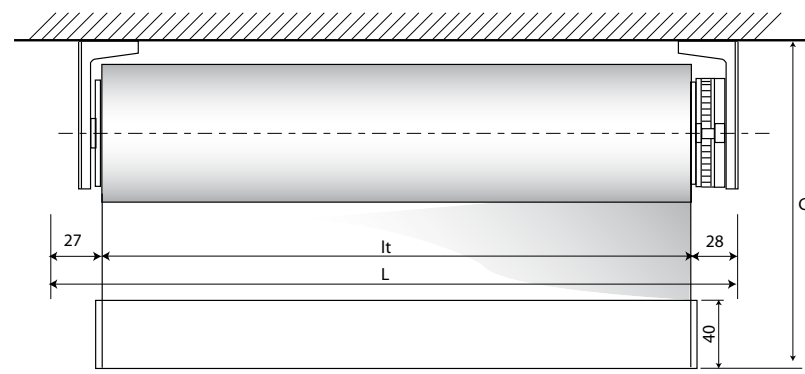
- L** = larghezza sistema (cm)  
system width (cm)  
largeur système (cm)
- lt** = larghezza singolo tessuto  
fabric width per unit  
largeur chaque toile
- C** = altezza tessuto (cm)  
fabric width (cm)  
hauteur de la toile (cm)

**COD. 893A19 ...DX / SX**

con supporto - with bracket - avec support 893418

F L	240	260	280	300	320	340	360	380
25 - 312								
67								

**Sistema a soffitto - Ceiling system - Système plafond**



$lt = L - 55 \text{ mm}$

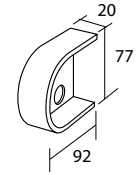
- L** = larghezza sistema (cm)  
system width (cm)  
largeur système (cm)
- lt** = larghezza singolo tessuto  
fabric width per unit  
largeur chaque toile
- C** = altezza tessuto (cm)  
fabric width (cm)  
hauteur de la toile (cm)

**COD. 893T19 ...DX / SX**

con supporto - with bracket - avec support 893419

F L	240	260	280	300	320	340	360	380
25 - 312								
67								

DISPONIBILE COVER TONDA SLIM 60 CHIUSA CASSIOPEA (SOLO PER MOTORE)  
AVAILABLE CLOSED ROUND COVER FOR SLIM 60 CASSIOPEA (ONLY FOR MOTOR)  
DISPONIBLE COUVERTURE RONDE FERMÉE SLIM 60 CASSIOPEA (SEULEMENT POUR MOTEUR)



FINITURE - FINISHES - FINITIONS			
COD.	25	312	67
893508	DX		
	SX		