


Fin. 01

Ottone lucido verniciato
Polished lacquered brass
Laiton poli verni

Messing poliert lackiert
Latón pulido barnizado
Mosiądz lakierowany polerowany

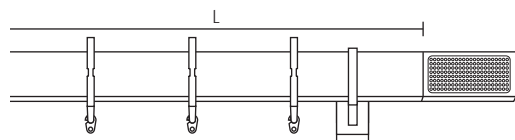


Fin. 26

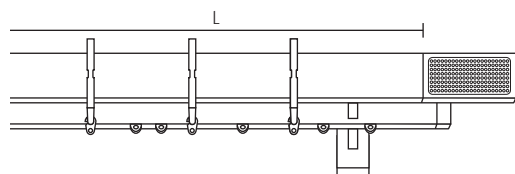
Ottone bronzo opaco - Satinato opaco
Mat bronze - Satin brass mat
Laiton bronzé mat - Laiton Satiné mat

Messing Bronze satiniert matt - Messing Satiniert matt
Latón bronze opaco - Satinado mate
Mosiądz brąz mat satynowy - Satynowy mat

ELSA STRASS

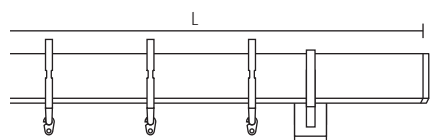


Scorritenda completo a parete
Complete curtain set
Tringle complète pose murale
Komplette Wandgarnitur
Conjunto completo a pared
Karnisz kompletny montaż do ściany

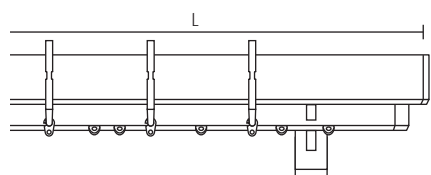


Scorritenda completo doppio a parete
Complete double curtain set
Tringle complète double pose murale
Komplette Doppelgarnitur
Conjunto completo doble a pared
Karnisz podwójny kompletny montaż do ściany

ELSA



Scorritenda completo a parete
Complete curtain set
Tringle complète pose murale
Komplette Wandgarnitur
Conjunto completo a pared
Karnisz kompletny montaż do ściany



Scorritenda completo doppio a parete
Complete double curtain set
Tringle complète double pose murale
Komplette Doppelgarnitur
Conjunto completo doble a pared
Karnisz podwójny kompletny montaż do ściany

FIN. = Finitura - Finish - Finition - Fertigung - Acabado - Wykonczenie
An. = Anelli - Rings - Anneaux - Ringe - Anillas - Kółka
Scor. = Scorrevoli - Runners - Glisseurs - Gleiter - Correderas - Ślizgacze
Sup. = Supporti - Brackets - Supports - Träger - Soportes - Wsporniki

Cod. 416A02

∅ 40 mm

FIN	cm	120	140	160	180	200	220	250*	300*	340*
01										
08										
60										
96										
An. Cod. 536031 - 536032*	n.	12	14	16	18	20	22	26	30	34
Sup. cm 9	n.	2	2	2	2	2	2	3	3	3

Cod. 416C02

∅ 40 mm

FIN	cm	120	140	160	180	200	220	250*	300*	340*
01										
08										
60										
96										
An. Cod. 536031 - 536032*										
Scor. Cod. 1012	n.	12/16	14/20	16/22	18/24	20/28	22/30	26/36	30/42	34/46
Sup. cm 9	n.	2	2	2	2	2	2	3	3	3

Cod. 416A45

∅ 40 mm

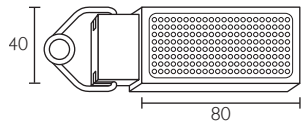
FIN	cm	120	140	160	180	200	220	250*	300*	340*
01										
08										
26										
60										
96										
An. Cod. 536031 - 536032*	n.	12	14	16	18	20	22	26	30	34
Sup. cm 9	n.	2	2	2	2	2	2	3	3	3

Cod. 416C45

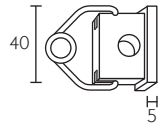
∅ 40 mm

FIN	cm	120	140	160	180	200	220	250*	300*	340*
01										
08										
26										
60										
96										
An. Cod. 536031 - 536032*										
Scor. Cod. 1012	n.	12/16	14/20	16/22	18/24	20/28	22/30	26/36	30/42	34/46
Sup. cm 9	n.	2	2	2	2	2	2	3	3	3

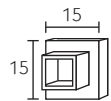
ELSA



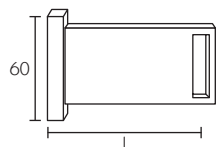
416002	223045
Terminale	Endstück
Finial	Terminal
Embout	Końcówka



416045	Endkappe
Tappo	Tapón
Endcap	Zatyczka
Bouchon	



513045	Endkappe
Tappo	Tapón
Endcap	Zatyczka
Bouchon	



4162--	Träger
Supporto	Soporte
Bracket	Wspornik
Support	

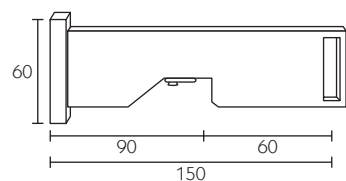
Cod.	416002		
FIN			
01			
08			
60 - 96			

Cod.	416045		
FIN			
01			
08			
60 - 96			

Cod.	513045		
FIN			
01			
08			
60			
96			

Cod.		416218	416228	416238
FIN	l - mm	90	160	210
01				
08				
60 - 96				

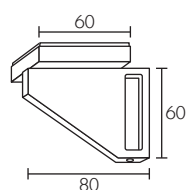
Components



416217

Supporto doppio
Double bracket
Support double

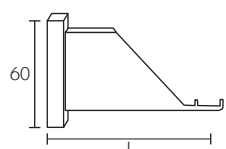
Doppelträger
Soporte doble
Wspornik podwójny



416518

Supporto a soffitto
Ceiling bracket
Support à plafond

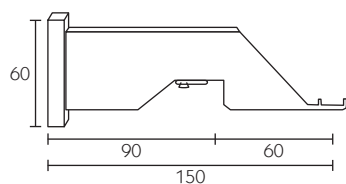
Deckenträger
Soporte a techo
Wspornik do sufitu



4161--

Supporto intermedio
Central bracket
Support intermédiaire

Mittelträger
Soporte intermedio
Wspornik środkowy



416517

Supporto intermedio doppio
Central double bracket
Support intermédiaire double
Mitteldoppelträger
Soporte intermedio doble
Wspornik środkowy podwójny

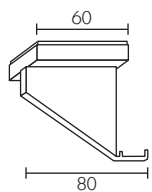
Cod.		416217
FIN	l - mm	90
01		
08		
60 - 96		

Cod.		416518
FIN		
01		
08		
60 - 96		

Cod.		416149	416159	416169
FIN	l - mm	90	160	210
01				
08				
60 - 96				

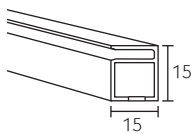
Cod.		416517
FIN		
01		
08		
60 - 96		

ELSA



416339

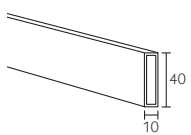
Supporto intermedio a soffitto
Central ceiling bracket
Support intermédiaire à plafond
Deckenmittelträger
Soporte intermedio techo
Wspornik środkowy do sufitu



153200

Profilo
Profile
Profil

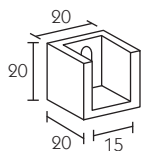
Profil
Perfil
Profil



416100

Profilo
Profile
Profil

Profil
Perfil
Profil



153001

Rosetta a muro
Recess bracket
Naissance murale

Wandlager
Soporte lateral
Podkładka do muru

Cod. 416339

FIN
01
08
60
96

Cod. 153200

FIN
01
08
60
96

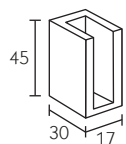
Cod. 416100

FIN
01
08
60
96

Cod. 153001SX / DX

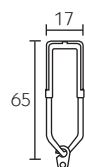
FIN
01
08
60
96

Components

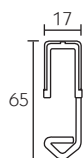


416001
Rosetta a muro
Recess bracket
Naissance murale

Wandlager
Soporte lateral
Podkładka do muru



536031
Anello graffetta
Clip ring
Anneau agrafe

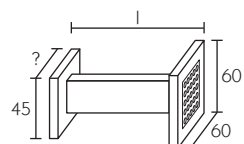


536032
Klammer Ring
Anilla clip
Kółko klamra



1012
Scorrevole
Runner
Glisseur

Gleiter
Corredera
Slizgacze



5164--
Fermatenda
Holdback
Porte-embrasse

Raffhalter
Alzapaño
Przytrzymanie franki

Cod.	416001
-------------	---------------

FIN	
01	
08	
60	
96	

Cod.	536031	536032
-------------	---------------	---------------

FIN		
01		
08		
60		
96		

Cod.	1012
-------------	-------------

FIN	
------------	--

Cod.		516412	516422	516432
-------------	--	---------------	---------------	---------------

FIN	l - mm	100	150	200
01				
08				
60				
96				